






HOW TO DRAW

RUBY the DUCKLING

Rebecca Harry shows you how to draw Ruby the Duckling from her picture books with Jonathan Emmett. Find out more about the Ruby books at hatchlingbooks.co.uk



Once Upon a Time
Upon a Nest,
There lived a little
Duckling called Ruby.
She was small
and very
precious....

Would you like to learn
how to draw Ruby with me?
Great!!
First Collect your drawing
things...

Your favourite Pencil!
A Sharpener
to keep the
Pencil Pointy!
a rubber for
mistakes
Some paper!

1.

Lightly draw
a circle on
top of an
oval.

Hi Ruby!
Have you come
to help?

2.

Draw the
beak like
this.

How is it looking
Ruby?

3.

Now draw
Ruby's head
with her little
crown of feathers,
her eye, her
body and wing.
A little squiggle
below her will
look like water.

Ooh! What
are you up
to?

4.

Paint
yellow!

Ahh!!
Brilliant!
Well done
Ruby!